

A blue rectangular road sign with a white border, mounted on two metal posts. The sign contains the text "Ključne brojke 2013" in white, sans-serif font, arranged in three lines. The sign is positioned on the right side of a road with a metal guardrail. In the background, there are green trees and a clear sky. A white dotted line is visible at the top of the page.

Ključne
brojke
2013

The text "Key Figures" in a light blue, sans-serif font, positioned at the bottom of the page. The background of the entire page is a photograph of a road from a driver's perspective, showing a white side mirror, a white airbag, and a road with a guardrail leading into the distance under a clear sky.

Key Figures

MREŽA AUTOCESTA/MOTORWAY NETWORK

Autoceste/poluautoceste u prometu 1.288,5 km
Motorways/semi-motorways in service

Nove autoceste otvorene u 2013. 32,5 km
New motorways opened in 2013

Dopuna do punog profila u 2013. 0,0 km
Upgrade to full profile in 2013

Nove autoceste - otvorenje u 2014. 11,0 km
New motorways scheduled in 2014

Duljina mreže po broju trakova/Length by number of lanes



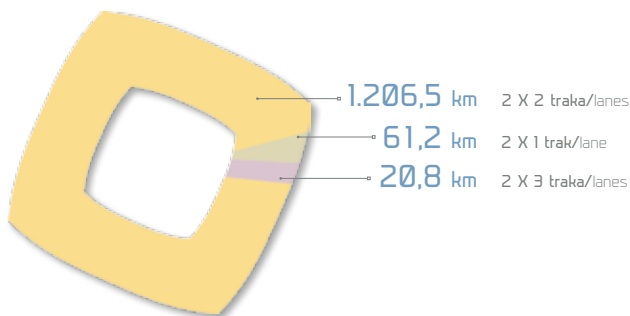
61,2 km



1.206,5 km

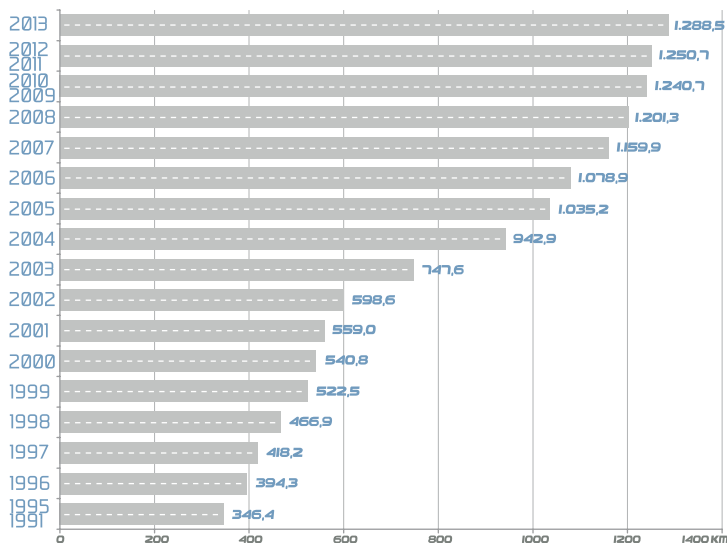


20,8 km



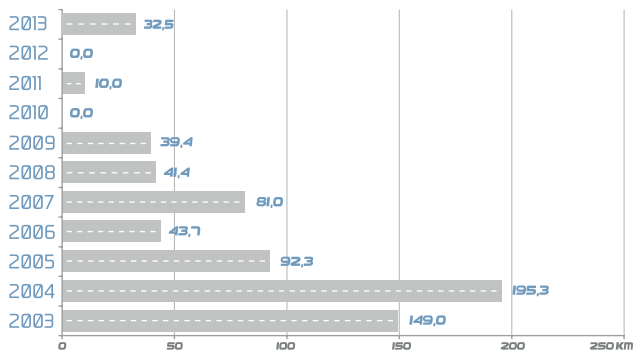
Razvoj mreže po godinama (km)

Development of network by years (km)



Otvoreno novih autocesta po godinama (km)

New motorways opened to traffic by years (km)





Ukupan broj tunela
Total number of tunnels **51**



6

> 1 km **7**



45

> 2 km **3**

> 5 km **3**

Ukupna duljina tunela
Total length of tunnels **47,3 km**

Udio tunela u ukupnoj mreži
Portion of tunnels in total network **3,6 %**

Najduži tunel
The longest tunnel **Mala Kapela A1 5,8 km**



70

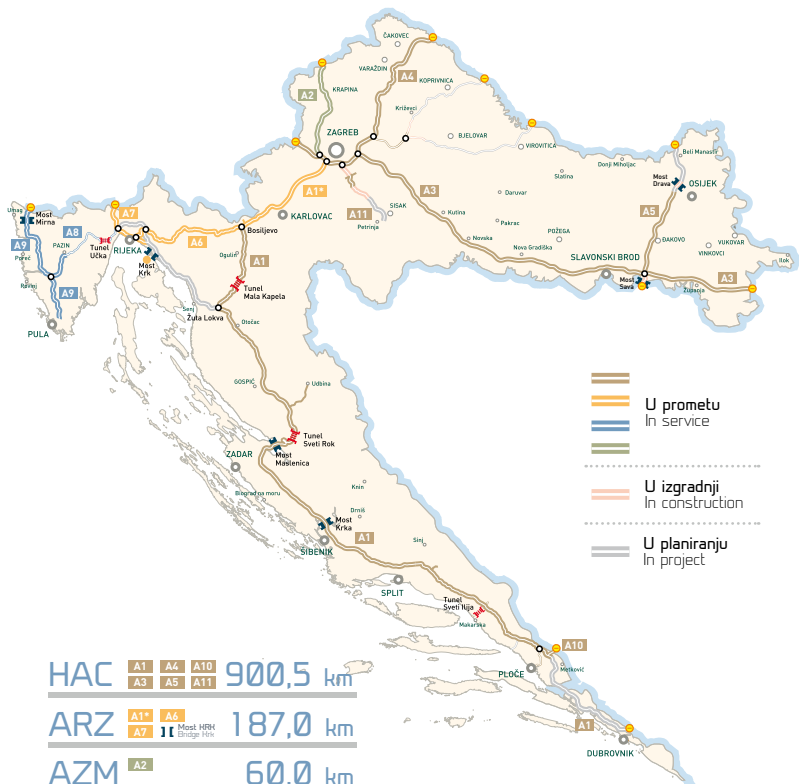
Broj nezgoda u tunelima
Number of accidents in tunnels

3,2 %

Udio nezgoda u tunelima
Portion of accidents in tunnels

MREŽA AUTOCESTA/MOTORWAY NETWORK

UKUPNO/TOTAL: 1.288,5 km



A1* Dijelom autoceste A1 od Zagreba do Bosiljeva upravlja ARZ / Part of the motorway A1 from Zagreb to Bosiljevo is operated by ARZ

MREŽA AUTOCESTA/MOTORWAY NETWORK

Autocesta/polautocesta Motorway/semi motorway	U prometu In service 01/01/2014	Otvor Open i
HRVATSKE AUTOCESTE d.o.o.		
A1: Bosiljevo 2 - Split - Dubrovnik Vrgorac - č. Ploče Č. Ploče - spoj Metković	416,00 11,00 6,00	
DC 532: Spojna cesta Zagvozd - Baška Voda*	8,00	
A3: Bregana - Zagreb - Lipovac	307,00	
A4: Zagreb - Goričan	97,00	
A5: Beli Manastir - Osijek - GP sa BiH B. Manastir - Osijek (samo most Drava) Sredanci - granica BiH (Svilaj)	56,00 - -	
A10: Granica sa BiH - Metković - č. Ploče	7,50	
A11: Zagreb - Sisak Jakuševac - Velika Gorica jug Buševac - Lekenik	9,00 - -	
UKUPNO/TOTAL:	900,50	
AUTOCESTA ZAGREB - MACELJ d.o.o.		
A2: Zagreb - Macelj Zagreb - Krapina Krapina - Macelj Dio dionice Krapina - Đurmanec	60,00 42,80 13,40 *3,80	
UKUPNO/TOTAL:	60,00	
AUTOCESTA RIJEKA - ZAGREB d.d.		
A1: Bosiljevo 2 - Zagreb	65,25	
A6: Rijeka - Bosiljevo 2	81,25	
A7: Rupa - Matulji - Dirače - Orehovica	28,00	
D10: Most Hrč i pristupne ceste	12,53	
UKUPNO/TOTAL:	187,03	
BINA - ISTRA d.d.		
A8: Kanfanar - Matulji Kanfanar - Pazin (č. Rogovići) Pazin - Matulji*	64,21 18,13 46,08	
A9: Umag - Pula Umag - Medaki Medaki - Kanfanar Kanfanar - Vodnjan jug Vodnjan jug - Pula	76,80 41,84 7,36 20,70 6,90	
UKUPNO/TOTAL:	141,01	
UKUPNO SVE AUTOCESTE/ TOTAL ALL MOTORWAYS	UKUPNO HRVATSKA/ TOTAL CROATIA:	1.288,54

* polautocesta/brza cesta // semi motorway/fast road

MREŽA AUTOCESTA/MOTORWAY NETWORK

Završeno in 2013	U izgradnji/In constructi- on 01/01/2014	Početak izgradnje Start of const. in 2014	Ukupno Total	Otvaranje Opening in 2014
-	-	-	416,00	-
11,00	-	-	-	-
6,00	-	-	-	-
8,00	-	-	8,00	-
-	-	-	307,00	-
-	-	-	97,00	-
-	-	-	61,50	-
-	2,50	-	-	-
-	3,00	-	-	-
7,50	-	-	7,50	-
-	-	-	30,00	-
-	10,00	-	-	-
-	11,00	-	-	11,00
-	26,50	-	927,00	11,00
-	-	-	60,00	-
-	-	-	42,80	-
-	-	-	13,40	-
-	-	-	3,80	-
-	-	-	60,00	-
-	-	-	65,25	-
-	-	-	81,25	-
-	-	-	28,00	-
-	-	-	12,53	-
-	-	-	187,03	-
-	-	-	64,21	-
-	-	-	18,13	-
-	-	**10,68	46,08	-
-	-	-	76,80	-
-	-	-	41,84	-
-	-	-	7,36	-
-	-	-	20,70	-
-	-	-	6,90	-
-	-	**10,68	141,01	-
22,50	26,50	**10,68	1.315,04	11,00

** dopuna do punog profila autoceste // upgrade to full motorway profile

USLUGE/SERVICES



Odmorišta
Rest areas

123 svakih/every
20 km



Benzinske postaje
Filling stations

75 svakih/every
29 km



Cafe barovi
Caffe bars

30 svakih/every
23 km



Restorani
Restaurants

16 svakih/every
76 km



Hoteli
Hotels

8



**Prijelazi za divlje
životinje**
Crossings for wild
animals

80



**Broj dinamičkih
informacijskih
panela**
Number of VMS

130



COKP/MTCC
**Centri održ. i kont.
prometa**
Maint. & Traffic
Control Centres

23



65,3 mil
mio



0,9 % ^{2013/}2012

Broj vozila u područjima naplate

Number of vehicles in toll collection zones

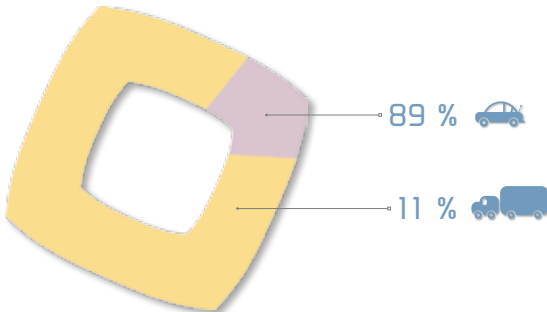
Rast broja vozila u područjima naplate

Increase in number of vehicles in toll collection zones




Tvrtka Company		% (13/12)		% (13/12)	Total % (13/12)
HAC	27.946.068	-0,06	4.098.525	4,70	0,53
ARZ	16.712.976	-0,66	1.678.786	0,93	-0,52
Bina-Istra	7.211.433	2,70	653.493	4,35	2,84
AZM	6.223.327	3,20	761.870	14,67	4,34
Ukupno Subtotal:	58.093.804	0,44	7.192.674	4,72	
Sveukupno Total:			65.286.478		0,90

Udio LV i TV u ukupnom broju vozila

Portion of LV & HV in total no. of vehicles



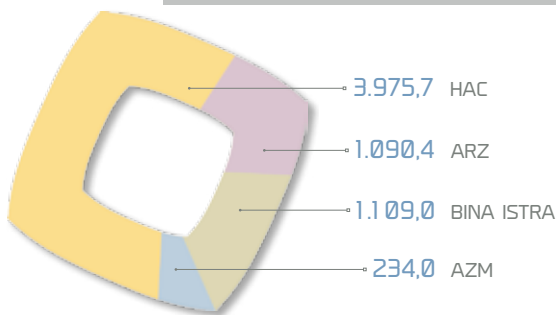
PGDP po tvrtkama/AADT by companies

Društvo Company			
HAC	10.408	1.688	12.096
ARZ	14.439	1.976	16.415
Bina-Istra*	19.757	1.790	21.548
AZM	9.513	1.169	10.682
Ukupno/total:	11.918	1.709	13.627

* Navedene brojke predstavljaju prosječni dnevni broj transakcija. Iako je Istarski ipilon specifičan (nije jednolična cestovna mreža već se dijeli na tri kraka sa nadprosječnim brojem čvorova), PGDP ne omogućuje prikaz realnog broja korisnika.

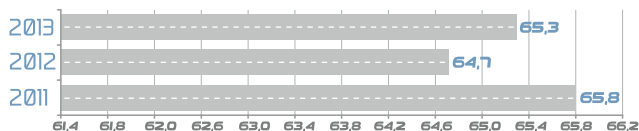
* These figures represent average daily transactions. As Istrian Y is specific (it is not uniform road network but consists of 3 branches with very high number of interchanges), AADT does not allow to present realistic figures.

6.409,1 Broj voznih kilometara **10⁶ x km**
 Number of km travelled



Broj vozila u područjima naplate 2011. - 2013. (u mil. voz.)

Number of vehicles in toll collection zones 2011 - 2013 (in mio veh.)





2.162

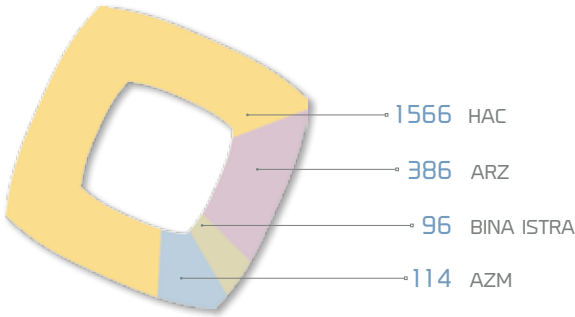
Ukupno prometne nezgode
Total traffic accidents

2,4 %

2013/ 2012

Pad prometnih nezgoda
Decrease in traffic accidents

Nezgode po tvrtkama/Accidents by companies



Nezgode po vrstama/Accidents by type

	2010	2011	2012	2013
S poginulima With fatalities	39	28	29	31
S ozlijeđenima With injuries	407	367	346	308
S materijalnom štetom With material damage	2.245	1.971	1.839	1.823
Ukupno nezgode Total number of accidents	2.691	2.366	2.214	2.162

2.847

Broj vozila koja su sudjelovala u nesrećama
Number of vehicles involved in accidents

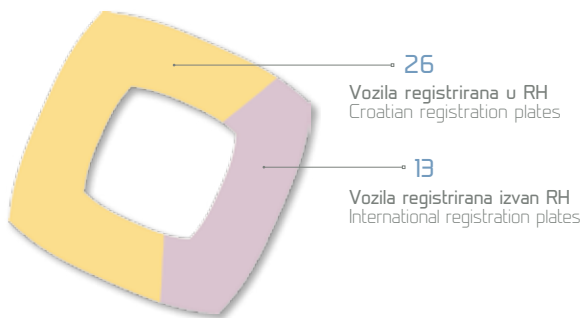
39

Ukupno poginuli
Total of fatalities

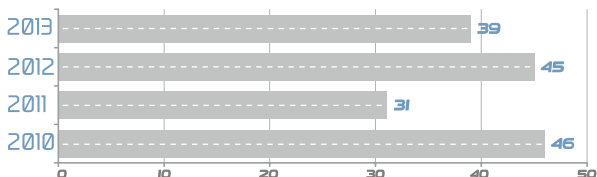
-13,3 % 2013/
2012

Pad broja poginulih
Decrease in fatalities

Poginuli prema porijeklu registarske pločice vozila
Fatalities by origin of vehicle registration plates



Ukupno poginuli/Total of fatalities 2010 - 2013



6,1 Koeficijent poginulih (10^9 voz. km)
Rate of dead (10^9 km travelled)

Koeficijenti sigurnosti (na 10⁹ voz. km)/
Safety ratios (per 10⁹ km travelled)

	HAC	ARZ	Bina- Istra	AZM	RH Croatia	RH % 13./12.
Nezgodna s ozlijeđenima Personal injury rate	49,22	83	1,62	40,11	51,48	-5,33
Nezgodna s poginulima Fatal accident rate	5,76	4,72	0	11,46	4,84	6,07
Koeficijent poginulih Rate of dead	7,33	6,60	0	11,46	6,09	-13,93

960 Broj nesreća pri idealnim uvjetima vožnje
The number of accidents in ideal driving conditions

Najčešći uzroci
Most frequent causes

Prekoračenje brzine/Exceeds speed
Nepažnja vozača/Driver negligence

Najčešće posljedice
Most frequent consequences

Materijalna šteta
Materijal damage

Najkritičniji dan
The most critical day

Petak/Friday

Najsigurniji dan
The safest day

Utorak/Tuesday

Najkritičniji mjesec
The most critical month

Srpanj/July



5

Ukupno prom. nez. službe održavanja
Total traffic accidents. of Maint. Service Staff

0

Lakše ozlijeđeni/Injuries without hospitalisation

0

Poginuli/Fatalities

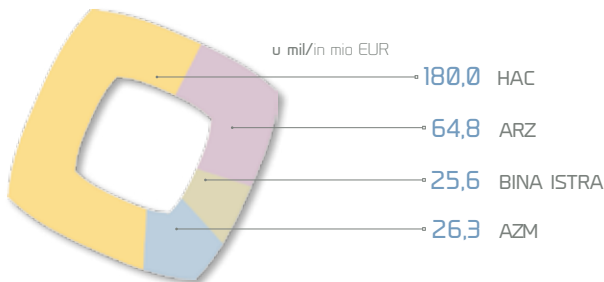


296,7 ^{mil} _{mio} €

Prihodi od cestarine (bez PDV-a)
Toll revenues (without VAT)

5,6 % ^{2013/} ₂₀₁₂

Porast prihoda od cestarine
Increase in toll revenues



105
Naplatne postaje
Toll plazas



686
Trakovi za naplatu
Toll lanes



466
Trakovi za ENC
ETC lanes



1.228 km
Pokriveno ENC-om
Covered by ETC

351.825

ENC Uređaji/OBUs

15,7 % ^{2013/} ₂₀₁₂

Povećanje/Increase

229.303

ENC Pretplatnici/ETC Subscribers

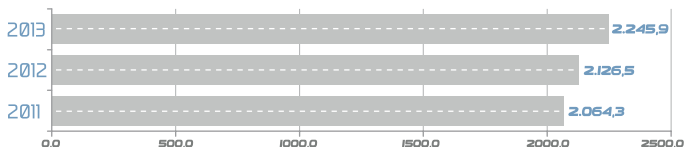
3,2 % ^{2013/} ₂₀₁₂

Povećanje/Increase

1 EUR = 7,57 KN (Godišnji prosjek srednjeg deviznog tečaja Hrvatske narodne banke za 2013.
Annual average exchange rate in 2013. Source: Croatian National Bank)

Prihodi od cestarine/Toll revenues 2011 - 2013

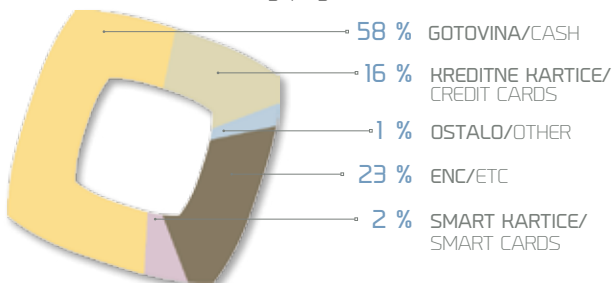
u mil RN/in mio RN



65,3 mil mio **Ukupan broj transakcija**
Total number of transactions

Udio načina plaćanja u ukupnim transakcijama

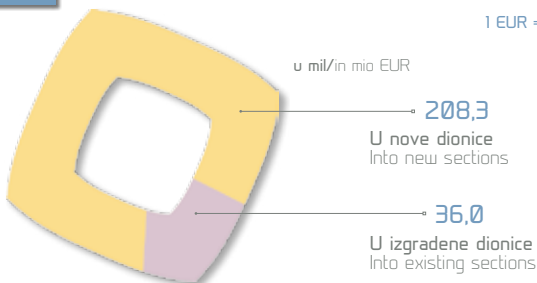
Breakdown of transactions by payment mode



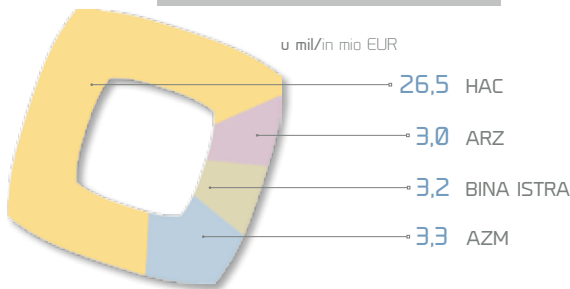
Ukupno investicije
Total investments

244,3 mil mio €

1 EUR = 7,57 RN



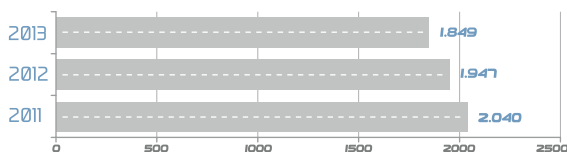
36,0 mil € **Investicije u izgrađene dionice**
 Investments into existing sections



208,3 mil € **Investicije u nove dionice***
 Investments into new sections*

* AZM, ARZ i BINA ISTRA nisu imale investicija u nove dionice
 * AZM, ARZ and BINA ISTRA had no investments into new sections

Ukupno investicije/Total investments 2011 - 2013 u mil KRN/in mio KRN



208,9 mil € **Plan investicija/Investment Plan 2014**

160,6 mil €

U nove dionice
 Into new sections

48,3 mil €

U izgrađene dionice
 Into existing sections

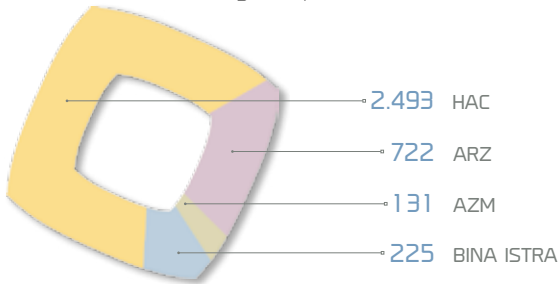
1 EUR = 7,57 KRN (Godišnji prosjek srednjeg deviznog tečaja Hrvatske narodne banke za 2013.
 Annual average exchange rate in 2013. Source: Croatian National Bank)



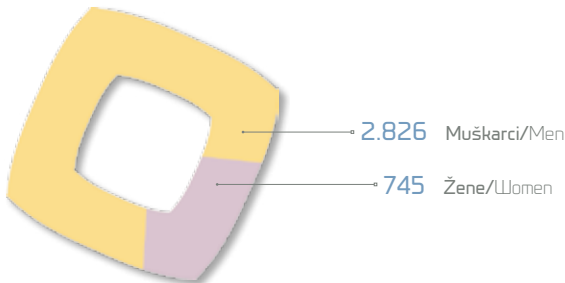
Stalno zaposleni
Permanent Workforce **3.571**

Podjela zaposlenika po društvima

Breakdown of workforce by companies



Podjela zaposlenika po spolu/Breakdown of workforce by gender



1.522

Broj intervencija vatrogasnih jedinica

Number of firebrigade interventions



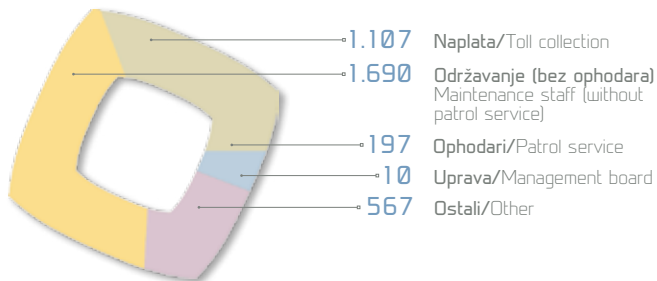
1.548

Broj nadzornih video kamera

Number of CCTV cameras

Podjela zaposlenika po poslovima

Breakdown of workforce by job function



202

Broj ralica

Number of snowplowers



149
29,1 km

Broj mostova i ukupna duljina

Number and total length of bridges



6.580

Broj parkirališnih mjesta lakih vozila

Number of parking places light vehicles



2.056

Broj parkirališnih mjesta teških vozila

Number of parking places heavy vehicles



8.636

Ukupan broj parkirališnih mjesta

Total number of parking places



156,7 km

Duljina zidova za zaštitu od buke

Length of noise protection walls



Hrvatska udruga koncesionara za autoceste
s naplatom cestarine/Croatian association of
toll motorways concessionaires

KOTURAŠKA CESTA 43, HR-10000 ZAGREB • T: +385 1 65 15 375
F: +385 1 65 15 377 • E: info@huka.hr • www.huka.hr

David GABELICA
Predsjednik/President

Davor MIHOVIĆ
Potpredsjednik/Vice-President

Članovi/Members

HAC Širolina 4,
HR-10000 ZAGREB

T: +385 1 46 94 444 • F: +385 1 46 94 500
E: info@hac.hr • www.hac.hr

Davor MIHOVIĆ
Predsjednik Uprave/President of the Managing Board

Marijan SENTE
Član uprave/Member of the Managing Board

Igor ČIGULA
Predsjednik Nadzornog odbora/
President of the Supervisory Board

ARZ Širolina 4,
HR-10000 ZAGREB

T: +385 1 65 15 111 • F: +385 1 65 15 110
E: arz@arz.hr • www.arz.hr

Josip ŠALA
Predsjednik Uprave/President of the Managing Board

Melita RAUKAR
Predsjednica Nadzornog odbora/
President of the Supervisory Board

AZM Velika Ves 116/a, Lepajci
HR-49000 KRAPINA

T: +385 1 36 89 611 • F: +385 1 36 89 620
E: office@azm.hr • www.azm.hr

Miloš SAVIĆ
Predsjednik Uprave/President of the Managing Board

Dominik SUGNETIĆ
Član Uprave/Member of the Managing Board

Thomas WERNER HOEFNER
Predsjednik Nadzornog odbora/
President of the Supervisory Board

Bina-Istra Savska 106/4,
HR-10000 ZAGREB

T: +385 1 61 38 300 • F: +385 1 61 38 301
E: bina-istra@pu.t-com.hr • www.bina-istra.hr

David GABELICA
Glavni direktor/General Manager

Charles PARADIS
Predsjednik Nadzornog odbora/
President of the Supervisory Board

Izdavač/Publisher: **HUKA**

Uredivački odbor/Editorial Board:

David Gabelica
Glavni i odgovorni urednik/Editor in Chief:

Brankica Bajić
Tehnička urednica/Technical editor:

IMPRESSUM ISSN: 1848-0993

Diana Benković
Pomoćnica tehničke urednice/Technical editor assistant:

Hrvoje Vražić, Studio Domino dizajn
Grafičko oblikovanje/Graphic design:

Datum izdanja/Published: svibanj 2014./May 2014

HRVATSKA UDRUGA KONCESIONARA ZA AUTOCESTE S NAPLATOM CESTARINE/CROATIAN ASSOCIATION OF TOLL MOTORWAYS CONCESSIONAIRES



www.huka.hr

